



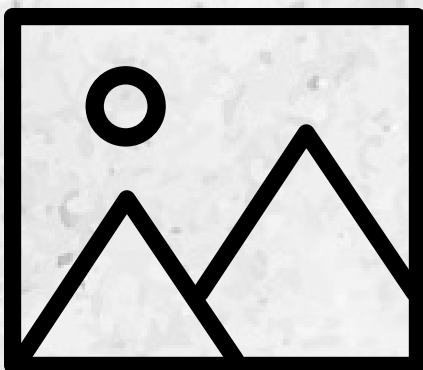
# EXHIBIT

Do you find yourself doodling on the sides of your notes? Do your friends come to you for creative advice? If you answered yes to those questions, exhibit is the category for you!

You may create an exhibit as an **individual**, or in a group of **up to five students**.



The size limit on an exhibit is **40 inches wide, 30 inches deep, and 6 feet tall**.




Exhibits can include **images, maps, and other visual primary sources!**

**CITE YOUR SOURCES!**




**All quotes and images** must be credited on the board and in the annotated bibliography.



Exhibits have a word limit of **500 student-composed words.**

In addition to creating your exhibit, you must write a **process paper** and **annotated bibliography.**



**Head to our website for more information:**  
[www.nhd.org/entering-contest/creating-an-entry/exhibit/](http://www.nhd.org/entering-contest/creating-an-entry/exhibit/)

## STUDENT EXAMPLES



*How the U.S. Dollar Rebuilt the World*

Rudy Moise, Junior Individual Exhibit, 2016

<https://www.nhd.org/sites/default/files/Moise%20Exhibit.JPG>

*Fifteen Cents to See the Infants on Display*

Jennifer Gilby & Gabrielle Hines, Senior Group Exhibit, 2016

[https://www.nhd.org/sites/default/files/Hines%20Exhibit\\_0.jpg](https://www.nhd.org/sites/default/files/Hines%20Exhibit_0.jpg)